
PRYSM_GOLD

Systematic Gold Execution

Performance Through Structure

This is not a trading story. It is a record of discipline applied consistently over time.

Gold is volatile by nature. What matters is how volatility is managed — not avoided.

Credentials

Account Context

Account Type

Real Account

(Semi-Verified)

Operational History

669 Days

Continuous Operation

Data Freshness

07 Jan 2026

Last Updated

Longevity Over Isolated Results

This account reflects nearly **two years of continuous operation** across multiple market conditions — including drawdowns, reversals, and extended consolidation periods that test every systematic assumption.

- Survived multiple gold volatility regimes
- Maintained discipline through consolidation
- Consistent execution across market cycles

Structure

Capital Discipline

Initial Capital

\$30,000

Starting Foundation

Net Deposits

\$30,000

Total Added

Withdrawals

\$0

No Capital Removal

Simple By Design

Capital structure is intentionally simple. **No re-leveraging. No capital cycling. No withdrawals masking performance.** What you see is organic compounding under controlled risk parameters.



No Re-Leveraging

Consistent exposure



No Cycling

Stable foundation



No Withdrawals

Unmasked results

Outcome

Capital Outcome

Current Balance

\$70,838.59

Closed Profit

+\$40,838.59

Total Return

+136.13%



Returns Are A Consequence

The objective is not to chase returns. The objective is to allow capital to compound without behavioral interference.

This result is the byproduct of that discipline.

2.36x

Capital Multiple

669

Days Compounded

Consistency

Return Profile

Monthly Average

+3.9%

Per Month

Weekly Average

+0.9%

Per Week

Daily Average

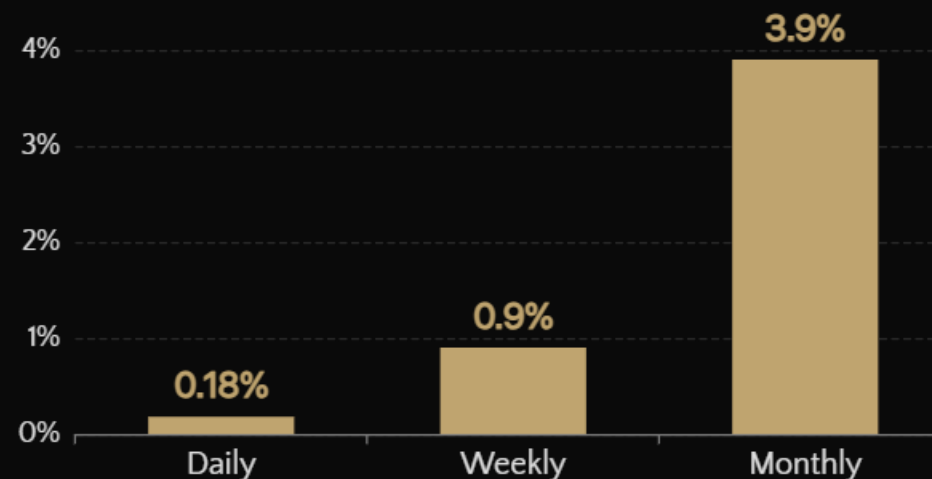
+0.18%

Per Day

☰ Controlled, Repeatable Exposure

This is not acceleration-driven performance. It is controlled, repeatable exposure designed to **survive time** — not impress in a single quarter.

- No reliance on outlier months
- Consistent application of rules
- Sustainable return expectations



Monthly Performance (2024-2025)

Loss Containment Is Strength

Negative months exist — as they should. The absence of losses is not strength. **The containment of losses is.**

4

Negative Months

18

Positive Months

82%

Win Rate

Year	Jan	Feb	Mar	Apr	May	Jun	Jul	Aug	Sep	Oct	Nov	Dec
2023												
2024	5.6	3.1	4.5	2.7	9.5	-2.0	8.3	2.4	4.8	-1.3	7.4	-2.1
2025	8.1	3.7	4.3	8.7	2.5	6.6	4.3	-0.2	10.3	-1.8		

Efficiency

Trade Statistics

Total Trades

178

Over 669 Days

Win Rate

80.9%

145 Wins / 33 Losses



Profit Factor Reflects Efficiency

5.91

Profit Factor

Win rate alone is irrelevant. A profit factor near 6 indicates asymmetric payoff under disciplined execution – not overtrading.

Gross Profit

+\$49,445

Gross Loss

-\$8,606

Avg per Trade

\$229

Win/Loss Ratio

5.75

Expectancy

+\$229

Risk & Reward Balance

Average Win

+\$341

Per Winning Trade

Average Loss

-\$245

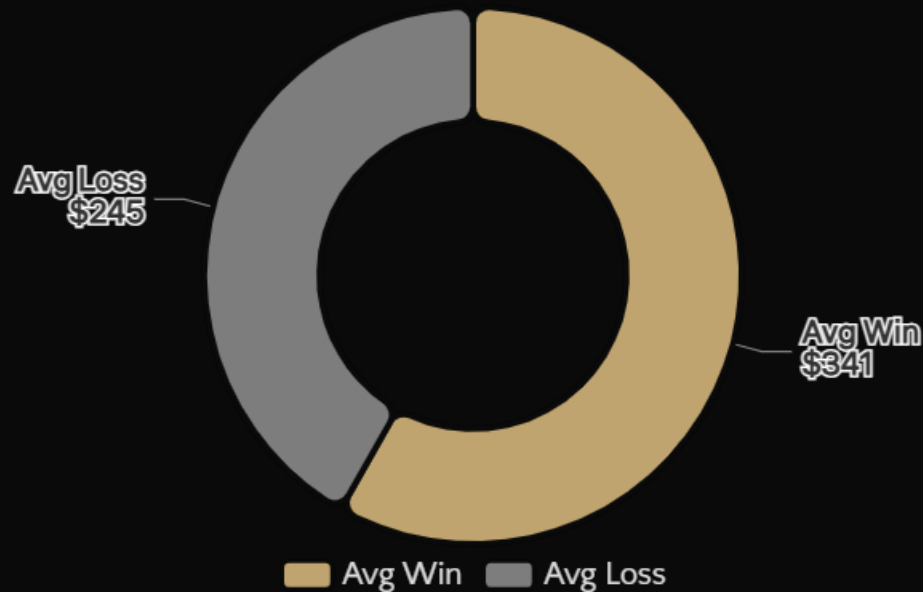
Per Losing Trade

Risk/Reward

1.58

Reward per \$1 Risk

Win vs Loss Distribution



✂ Losses Are Accepted Quickly

Losses are accepted quickly. Wins are allowed to express fully. This is not about avoiding losses — it is about **keeping losses structurally small.**

Largest Win +\$1,245

Largest Loss -\$380

Standard Deviation \$186

Resilience

Drawdown Profile

Maximum Drawdown

–2.3%

Peak to Trough

Worst Month

–2.1%

Worst Week

–1.8%



Drawdown Is The Truest Test

This profile reflects **controlled downside**, not aggressive recovery behavior. Capital survives because behavior remains stable.

Persistence

Probability Management

20% Loss Probability

11.5%

-1 in 9 chance

30% Loss Probability

3.9%

-1 in 26 chance

50% Loss Probability

0.4%

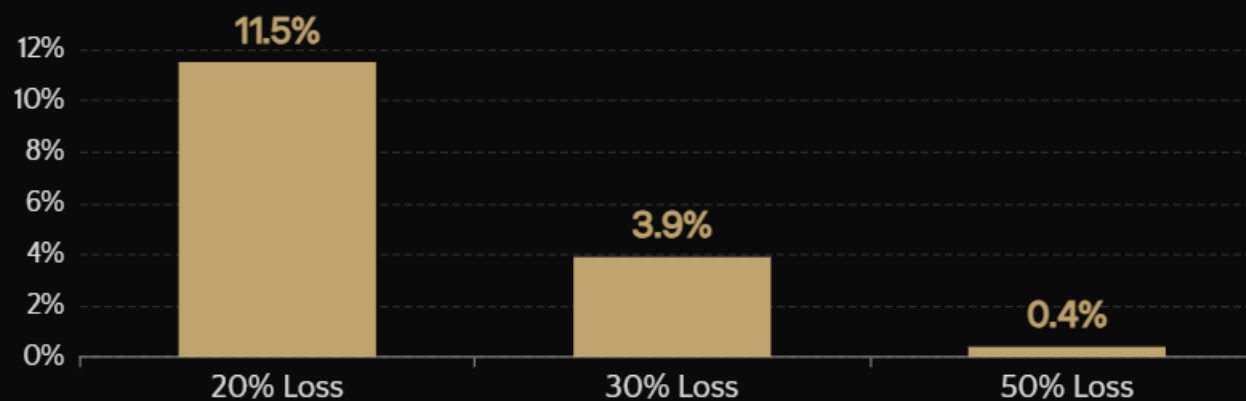
-1 in 250 chance

Risk Is Not Eliminated — It Is Measured

The objective is not maximum return. **The objective is capital persistence.**

These probabilities reflect the system's structural resilience under historical volatility conditions.

Risk of Ruin Probabilities



Selectivity

Pacing & Frequency

Trades per Day

0.4

Highly Selective

Avg Trade Duration

12.2h

Intraday Swings



Low Frequency Is Intentional

Activity creates noise. Selectivity preserves clarity. This system waits for conditions to align rather than forcing exposure.

Longest Losing Streak

6

Trades

Longest Winning Streak

18

Trades

Avg Holding Time

12.2 hours

No overnight risk

Frequency

1 trade / 2.5 days

Highly selective

Single-Mandate Execution



Instrument

XAUUSD

Gold vs US Dollar

Allocation

100%

🎯 Focus Is A Risk-Reduction Tool

This system does not diversify by instrument — it diversifies by **time, structure, and behavior**.

- Deep understanding of single instrument behavior
- No correlation risk across multiple assets
- Focused execution reduces decision fatigue
- Mastery through specialization, not dilution

Definition

What Prysm_Gold Is — And Is Not

✓ This Is What It Is



Systematic

Rule-based decisions without emotional override. Every trade follows predefined criteria.



Rules-Based

Clear entry, exit, and risk parameters. No discretionary judgment required.



Emotion-Free

Removes behavioral bias through systematic execution. Decisions are mechanical.

✗ This Is What It Is Not




Not Discretionary

No seat-of-the-pants decisions. No intuition or gut feeling. Purely systematic.



Not High-Frequency

No scalping or millisecond execution. 0.4 trades per day — highly selective.



Not Reactive

Does not chase headlines or market noise. Waits for structural conditions.

This is not designed to be exciting. It is designed to be **reliable**.

Replacement, Not Addition

Prism_Gold is not meant to sit alongside discretionary trading. It **replaces** the elements that typically erode capital:



Emotional Execution

Removes fear, greed, and impulse from trading decisions through systematic rule application.



Tactical Overrides

Eliminates the temptation to second-guess or interfere with proven systematic processes.



Constant Monitoring

Frees capital and attention from screen-watching and market micro-management.



A Defined Mandate

This is not a supplemental idea or an addition to your trading toolkit. It is a complete, self-contained mandate designed to replace the behavioral vulnerabilities that typically undermine consistent performance.

Quiet Capital Compounds

Over time, capital compounds best where:



Decisions Are Limited

Fewer decisions, fewer mistakes



Drawdowns Are Controlled

Survival comes first



Behavior Is Predictable

Consistency over excitement

PRYSM_GOLD exists to serve that principle.

- No Urgency
- No Promises
- **Just Structure**